


Long Island Woodturner's Association



2008

Volume 18 Issue 4

Long Island Woodturner's Association

LIWA is a chapter of the American Association of Woodturners. Our purpose is to foster a wider interest and appreciation of woodturning on Long Island and in the metropolitan area. We meet the third Saturday of each month from 9:00 AM to Noon at BOCES, Wilson Tech Campus in Dix Hills. See the calendar for scheduled meetings for 2008 in our current club newsletter.

Directions

Take the LIE to Exit 51 (Deer Park Ave). Go east on the Service Road 1 block and turn right onto Westminister Ave . Turn left into BOCES Wilson Tech Campus and go to Building "D".

2008 Club Officers

President	Ken Deaner	(516) 239-7257
Vice President	Martin Rost	(631) 277-7363
Secretary/Newsletter	John Kowalchuk	(631) 234-1999
Treasurer	Joe DeMaio	(516) 766-5189
Program Chairmen	Joel Rakower	
	Pete Richichi	(631) 218-2481
Librarian	Doug Ruggiero	(631) 981-6775
Webmaster	Marty Mandelbaum	(631) 331-3607

The Club offers a wide range of opportunities for its members to improve their turning techniques and enjoy the company of other turners. There are demonstrations at our Club meetings. Renowned guest turners do 6 hour workshops several times during the year at a nominal expense to club members. A free video and text library is available for their use. Members are invited to participate in our monthly wood raffle. All members are encouraged to bring samples of recent work to our 'SHOW & TELL' and become active participants. The Club participates in the American Association of Woodturners and encourages its members to join our parent organization. Many members attend their yearly symposium.

Visit our Club's website and meet our members at www.liwoodturners.org . Our site is maintained by **Marty Mandelbaum** who you can e-mail at martymande@gmail.com .

Club Calendar

LIWA Club Dinner

Our annual club dinner will be held on Friday, **May 16, 2008** at **Bertucci's Restaurant** in Huntington. Bertucci's is located on Rt. 110 just north of the Northern State Pkwy.

The dinner will begin at 7:30 pm. Please bring a completed piece of work to show the other guests. This night is a relaxing time filled with good food and interesting conversation. All members are encouraged to bring a friend or significant other to the dinner.

There is still time to reserve a place at the dinner. The cost is \$27 per person. Please send your money to Club Treasurer, Joe DeMaio, as soon as possible as LIWA President Ken Deaner needs to inform the restaurant personnel as to the exact number of people attending.

Joe DeMaio
224 Amos Ave.
Oceanside, NY 11572

+++++

LIWA Club Meeting-May 17, 2008 – Guest turner Mark St. Leger*

There will be a fee of \$25 for this meeting which includes lunch.

LIWA Club Meeting June 14, 2008

The June LIWA club meeting will be held on **June 14, 2008**. Please note that this meeting has been changed from our original schedule as the AAW National Symposium will be held the following weekend in Richmond, Virginia.

The topic for this meeting will be posted in the May newsletter.

2008
UPCOMING GUEST TURNERS*

Mark St. Leger will be our demonstrator for the May 17, 2008 meeting.

Mr. St. Leger is a former cabinet maker and has a unique approach to woodturning. For more about Mr. St. Leger, please visit his website:

www.Markstleger.com

Tuesday Morning Meeting
May 6, 2008

Being that our "mid-monthly" meetings are actually held on the first Tuesday of most every month, this section shall now be entitled "Tuesday Morning Meetings". I know that it's not very creative but for these prices, what can you expect.

The upcoming **Tuesday Morning Meeting** will be hosted by John Kowalchuk at his shop in Hauppauge. The meeting will begin at 9:00 am. Three lathes will be available to make birdhouses which will be donated to BOCES for their June luncheon.

Please bring some pleasing wood blanks for turning a birdhouse. As we will have several lathes running simultaneously, be sure to bring your favorite woodturning tools also. Hope to see you there.

For directions, please call John 631-234-1999

CLUB MEETING NOTES

Norm Abrams is collecting your completed turnings for donation to the BOCES annual luncheon in June. LIWA members should bring their donations to the May 17th meeting.

Norm has not received many pieces to date so please be generous by offering any extra turnings at the meeting.

BOCES allows the LIWA to use their facilities at no cost. This is one way that we can show our appreciation for their consideration and generosity.

The BOCES staff marvels at our skills and are thrilled to pass on our skilled turnings to their members. Thanks for your help.

\$\$\$\$\$\$\$\$\$\$\$\$

Treasurer Joe DeMaio reported that the balance in the Treasury is \$ 3,352.

Thanks to member **Don Lindsley** for donating a beautiful piece of box elder that was auctioned at the April meeting for \$40.

Woodturning School, LLC
www.woodturningschool.org
207 563 2345

Greetings,

The Woodturning School is a small hands-on woodturning school in Damariscotta, Maine located in the Midcoast region. We have new Oneway 1640 lathes, mostly Sorby Turning tools and a 3:1 student/teacher ratio. We offer a variety of 2-day Intensive weekend courses ranging from "Introductory" turning to "Specialty workshops" that include "Evolutionary Boxes", "Hollow Turning", "Turn a Lamp and Lampshade", "Holiday Gifts", "Natural Edge Bowls", "Embellishments, Enhancing and Texturing", and more. We have recently added a 5-day basic courses called "Turn to Success" which combines our 2 introductory courses and more. This course will teach newcomers to woodturning "everything they want to know about woodturning, but didn't know who to ask". The cost of this course is \$650 and includes 35 hours of instruction, all materials, coffee, breakfast pastries, lunches, snacks and soft drinks. Weekend Workshops start at \$260 and include instruction, materials, breakfast, lunch and a good time. See below for a list of upcoming classes and their dates.

Please visit our website for our full curriculum with descriptions of each class we offer, as well as information about our school, instructors and our location. <http://www.woodturningschool.org/index.html>

Note: We are always willing to try to run a class at times that may be different than those posted. If you see a class that you'd like to take, but the posted time does not fit into your schedule let us know. We need as few as 4 students to run a class. Gather a group of friends and we will work with you to find a time that works for everyone. Or just let us know you are interested and we will contact others we know want the same class.

Upcoming Workshops:

Hollow Turning, taught by Peter Asselyn, May 17&18.

Turn to Success May 24-28, August 4-8, October 12-16

Embellishing, Enhancing and Texturing Paul Petrie, guest Instructor, June 14&15, 9am – 4pm

Intro 1 Weekend Workshop, July 12&13, August 23&24

Turn a Lamp and Lampshade, taught by Peter Asselyn, July 26&27

Natural Edge Bowls, taught by Mark Irving, September 13 &14

Holiday Gifts, taught by Al Mathers, November 7&8 (Friday and Saturday)

Thank You, Ken Keoughan, Director and Rebecca Tilden, Administrator
Please feel free to contact us at:

Woodturning School
Damariscotta Maine
207-563-2345

rebecca@woodturningschool.org
www.woodturningschool.org

April 12 Demonstrator
Bob Brady

Bob's demonstration focused on turning a mallet. Bob prefers to use hardwood such as black locust, cherry, oak and sapele for his mallets.

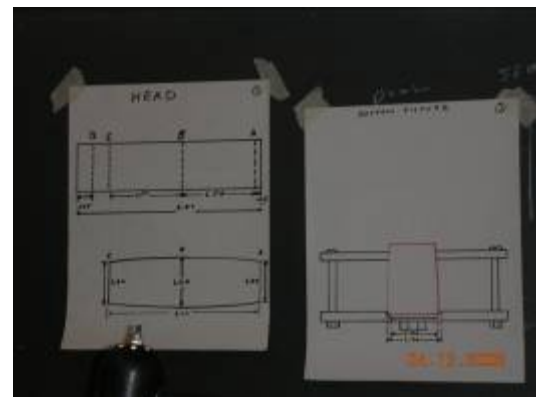
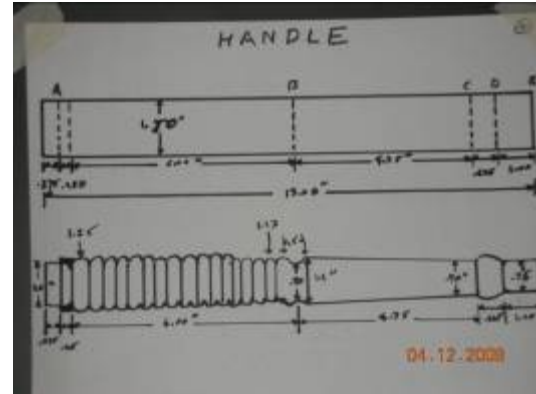
Mallet Head

Bob mounted the blank in a Nova chuck and used the tailstock for additional support. As he began roughing the blank, Bob emphasized to look at the 'ghost' created by the whirring wood. . By looking at the blank turning, one can see how much wood needs to be removed to become true.



After the blank was trued, Bob took measurements to determine the final size of the mallet head.

Once the final dimensions were achieved, Bob parted off the completed blank with a parting tool and a coping saw.



Bob's Tip # 1:
Don't cut all the way through with the cut off tool, leave about 1/4\"/>

cut off tool will tear the grain and leave a hole, making it difficult to achieve a smooth finish.

After slowing the lathe speed, Bob power sanded both the end grain and side grain surfaces of the mallet head using a 100 grit sanding disc mounted in a portable electric drill.

Following the power sanding, Bob hand sanded the blank (at the same speed) moving to 150 and 200 grit paper.

Bob's Tip #2: When hand sanding, wrap the sand paper around something to cushion it and protect your fingers from any heat buildup. Bob used an old leather belt for this purpose. To save your fingers, apply the hand held sand paper to the lower surfaces of the piece. Bob uses power sanding for grits of 60, 80 & 100. He hand sands with finer grits.

When the sanding process was completed, Bob applied Deft lacquer with a clean rag. He then applied a base of soft wax (Butcher's Bowling Alley Wax) followed by a coat of hard wax. (Bri Wax- which contains a high percentage of carnauba, a buffing coat.

He then parted the end held in the Nova chuck using a parting tool and coping saw as described above. To finish this end of the head, Bob recommended making a holding fixture and presented a drawing of the one he uses.

Following this, he proceeded to drill a hole (3/4" x 1" deep in the center of the head to accept the handle. In this operation, Bob used a home made jig using a Nova chuck. Cole Jaws and two wood blocks mounted to them. Bob used a 3/4" Forstner bit and Jacobs chuck inserted in the tailstock.

Bob's tip: #3 To prevent the Forstner bit from becoming clogged, drill the hole in a number of stages. Don't drill more than 1/4" deep at any one time without clearing the shavings from the bit and the hole being created.

Mallet Handle

Bob used a length of mahogany 1 3/4" square x 13" long. After mounting the blank between centers, he turned a cylinder using a roughing gouge starting at the center and working toward each end.

He then marked the handle layout dimensions on the stock and turned a tenon (on the head stock end) to fit the Nova chuck. The blank was removed from centers and placed in the Nova chuck using the tailstock for extra support. Bob then sized a tenon to fit into the mallet head.

Bob's Tip: #4 By mounting the handle in the Nova chuck, and turning the tenon on the outboard end of the handle, the mallet head can be fitted to the tenon without difficulty. First turn the tip of the tenon to the proper diameter. In the event of an improper fit, the tenon can be minutely trimmed to fit the mallet head hole.

Bob concluded his demonstration by turning the handle taper and beads to match his drawings and design.

Thanks Bob, for your time and preparation in making the demonstration both interesting and informative.

Thanks also to **Frank Gaizo** for additional notes of Bob's demonstration.

Show and Tell



Tiberio Yepes- square platter cross grain set in epoxy

Norm Abrams-wood bowl, spalted maple bowl, rimmed maple and walnut bowl, cherry bowl

Cliff Furcall-2 pine vessels, wire brushed

Graham Kelly-3 goblets, maple box w/ finial

Len Mulqueen-cherry vase, spalted bass box, staved ebony box w/stainless steel bottom

Joel Rakower, Joe DeMaio, Jim Diamond, Steve Fulgoni-maple bowl w/ natural edge

Melissa Bishop-box elder vessel, crab apple square edge bowl

Les Hoffman-2 white mulberry hollowed vessels

John Kowalchuk-acorn shaped box, mahogany and cherry

Martin Rost-dogwood pencil box, 2 pen & pencil sets

Carl Saenger-large pine burl bowl

Jack Fiume-segmented bowl, Norfolk pine vessel

Don Lindsley-nested box elder bowl set, box elder vessel w/ Cedar Shield preservative

Bob Brady- 3 mallets black locust w/ cherry handle, cherry w/ walnut, oak w/ sapele

Attendees: 28

Joe DeMaio
John Kowalchuk
Sanjay Kapur
Melissa Bishop
Bob Kaplan
Peter Richichi
John Hechinger
Graham Kelly
Martin Rost
Frank Gaizo
Bette Adamo
Tiberio Yepes
Russell Rhine
Arnold Winters
Len Mulqueen
Pete Schultheiss

Jack Fiume
Les Hoffman
Sheldon Lukin
Don Lindsley
Lou Howard
Carl Saenger
Deb Monteleone
Norm Abrams
Charles Panzner
Robert Brady
Steve Fulgoni
Sandee Larsen